

GOLD COAST PRIMARY HEALTH NETWORK General Practice Profile



As at 1st March 2018

*“Building one world class
health system for the Gold Coast.”*

phn
GOLD COAST

An Australian Government Initiative

Overview

Number of general practices in the Gold Coast Primary Health Network (GCPHN) region

- **197** general practices in the GCPHN region as at 1st March 2018.
- This is an **increase of 17 general practices** in the GCPHN region as compared to the same date in the previous year.

Source: GCPHN Client Relationship Management System

Number of general practitioners in the Gold Coast PHN region

- **810 unique general practitioners** in the GCPHN region as at 1st March 2018.
- This is an **increase of 51 general practitioners** in the GCPHN region as compared to the same date in the previous year.

Source: GCPHN Client Relationship Management System

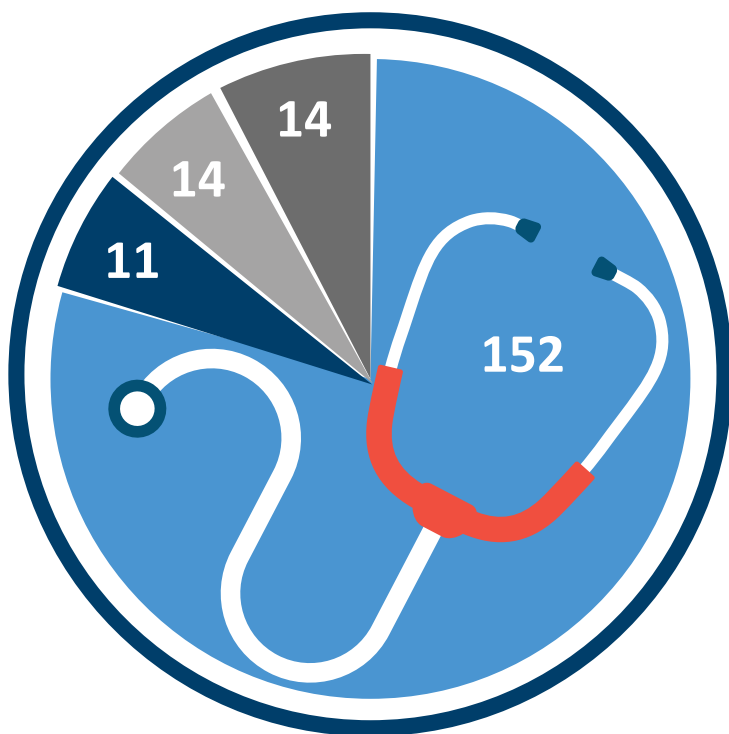
Number of special interest general practices in the Gold Coast PHN region

- In addition, there were **23 special interest general practices** delivering services such as skin checks and related services.

Source: GCPHN Client Relationship Management System



Number of general practices on the Gold Coast by accreditation status as at 01 March 2018



- Accredited
- In process *
- Not accredited
- Not planning accreditation

↑ **14 more than the same date last year**

- **152 general practices were accredited** as at 1 March 2018. This is an increase from 138 general practices the previous year.

* **In process** Practice is brand new and working towards accreditation OR a new practice working through re-accreditation. Re-accreditation cycles are every three (3) years.

Source: GCPHN Client Relationship Management System

General practice workforce

Composition of general practice workforce in the Gold Coast PHN region

General Practice Workforce Numbers as at 1 March 2018

General Practitioners	810
Nursing Staff	378
Allied Health Staff	180
Practice Managers	122

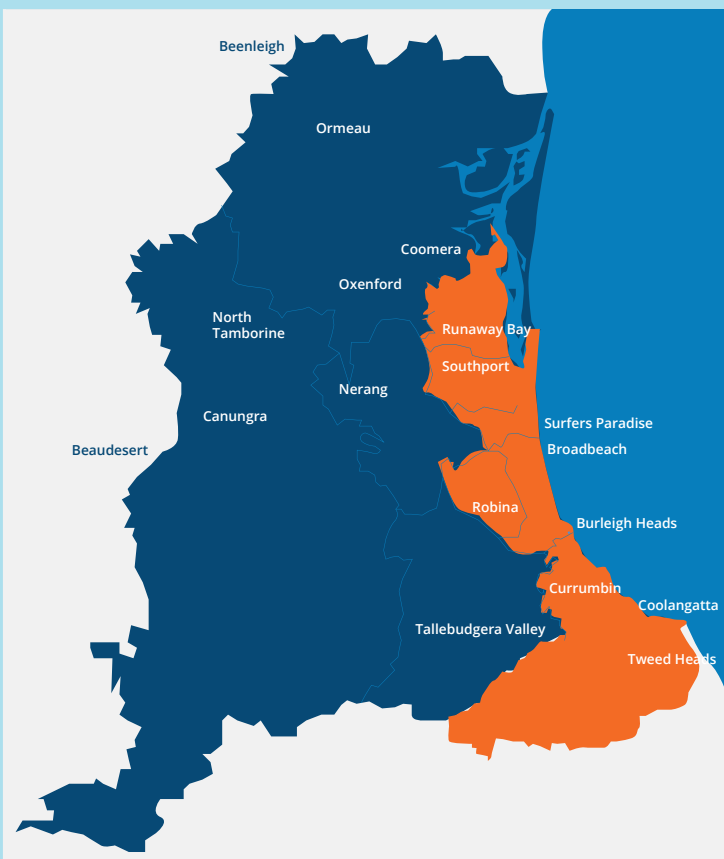
Change in Numbers as compared to 1 March 2017

↑ of 51
↓ of 7
↑ of 22
↑ of 9



Source: GCPHN Client Relationship Management System

General practitioner district workforce shortage (DWS) areas in the Gold Coast PHN region



- Orange square: Districts without workforce shortage
- Dark blue square: Districts with workforce shortage

Areas designated as DWS areas in the Gold Coast PHN region include:

- Mudgeeraba, Reedy Creek, Nerang and Worongary west of the M1.
- The northern growth corridor of the Gold Coast PHN region which comprises Studio Village, Upper Coomera, Oxenford, Ormeau, Pimpama and Jacobs Well
- Hinterland and Nerang areas in the Gold Coast PHN west of the M1 highway.

Source: <http://www.doctorconnect.gov.au/internet/otd/publishing.nsf/Content/locator>

Commentary: Information provided in the map above is subject to change with DWS areas in the Gold Coast PHN area and across Australia determined by the Australian government Department of Health. Information provided on the online map is updated in real time on the Doctor Connect website as per the source reference below the above map.

Number of general practitioners in general practice within the Gold Coast PHN region (SA3 level)

Number of **general practice clinics** within the Gold Coast PHN SA3 regions that had **1 or more general practitioners** in each general practice clinic as at **1st March 2018**

Practices on Gold Coast who have at least 1 General Practitioner at the Practice			
GCPHN SA3 Regions	Number of General Practices	Number of General Practitioners	Avg number of General Practitioners per Practice
Broadbeach - Burleigh	30	145	4.8
Coolangatta	20	82	4.3
Gold Coast - North	23	131	5.7
Gold Coast Hinterland	7	19	2.7
Mudgeeraba - Tallebudgera	8	25	3.1
Nerang	16	80	5.0
Ormeau - Oxenford	31	153	4.9
Robina	18	91	5.1
Southport	26	116	4.5
Surfers Paradise	18	65	3.6

Source: GCPHN Client Relationship Management System

General Practice locations



- Gold Coast North
- Gold Coast Central
- Gold Coast South

General practitioner averages in the Gold Coast PHN region

- The number of general practitioners per practice ranged from 1 to 48 as at 1st March 2018.
- The average number of general practitioners was 4.13 as at 1st March 2018.

Source: GCPHN Client Relationship Management System

Number of nurses in general practice in the Gold Coast PHN region (SA3 level)

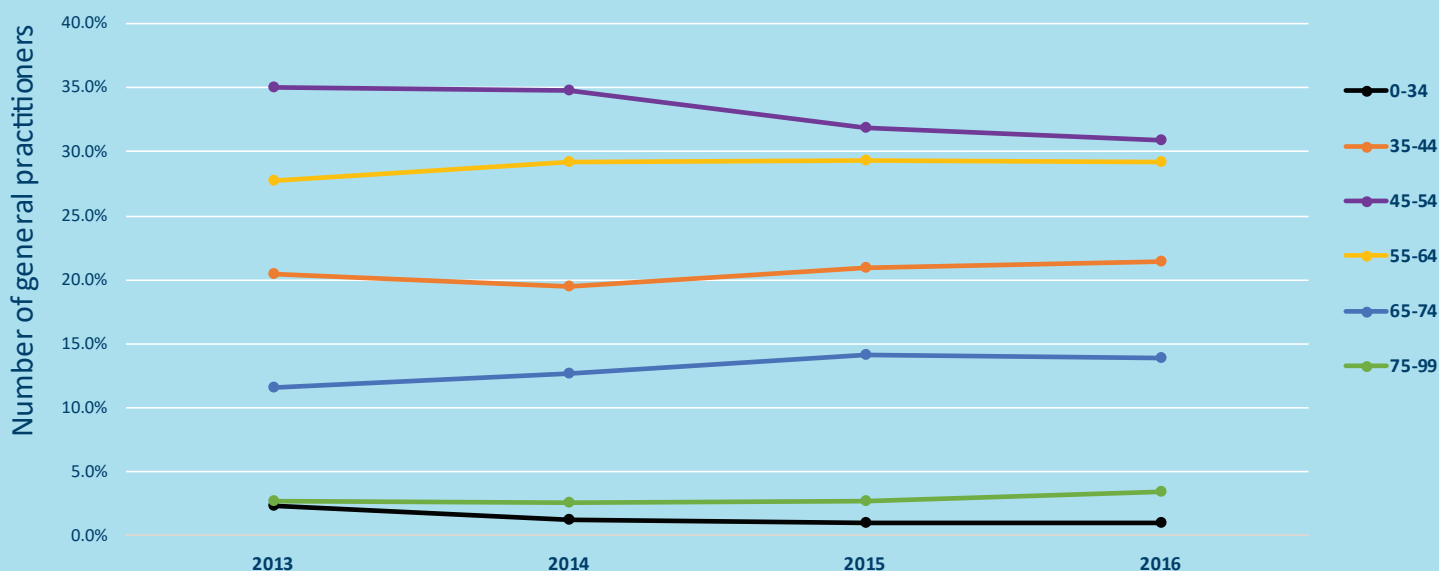
Number of **general practice clinics** within the GCPHN SA3 regions (as at 1st March 2018) who had **1 or more nurses** within each of the general practices including number of nurses and averages within their respective regions.

General practices in the Gold Coast PHN region that have at least 1 nurse

GCPHN SA3 Regions	Number of Practices	Number of Nurses	Avg number of Nurses per Practice
Broadbeach - Burleigh	26	74	2.9
Coolangatta	15	33	2.2
Gold Coast - North	17	42	2.5
Gold Coast Hinterland	6	14	2.3
Mudgeeraba - Tallebudgera	7	12	1.7
Nerang	12	38	3.2
Ormeau - Oxenford	29	76	2.6
Robina	16	34	2.1
Southport	20	51	2.6
Surfers Paradise	11	27	2.5

General practitioners by age group, in the Gold Coast PHN region, 2013-16

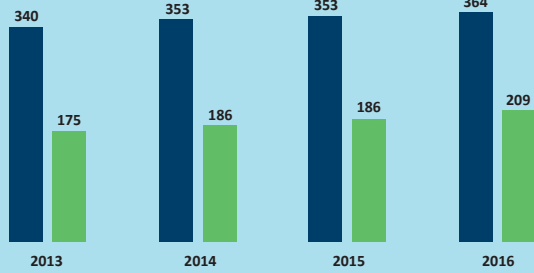
Percentage of general practitioners in general practice by age group, GCPHN region, 2013-2016



Source: [http://data.hwa.gov.au/Health workforce data tool](http://data.hwa.gov.au/Health%20workforce%20data%20tool)

Commentary: General practitioners in the 16-34 age cohort maintain their position of being the least represented. Numbers of general practitioners have further declined in the age group 45-54 in the Gold Coast PHN region since 2013.

General practitioners by gender group, in the Gold Coast PHN region, 2013-16



Source: [http://data.hwa.gov.au/Health workforce data tool](http://data.hwa.gov.au/Health%20workforce%20data%20tool)

Commentary: Due to a sustained increase in general practitioner numbers over the two years to 2015, the number of overseas-trained general practitioners has exceeded those trained domestically. In 2015, 52% of general practitioners were overseas trained in the Gold Coast PHN region.

General practitioners trained in Australia and overseas, in the Gold Coast PHN region, 2013-16

Source: [http://data.hwa.gov.au/Health workforce data tool](http://data.hwa.gov.au/Health%20workforce%20data%20tool)

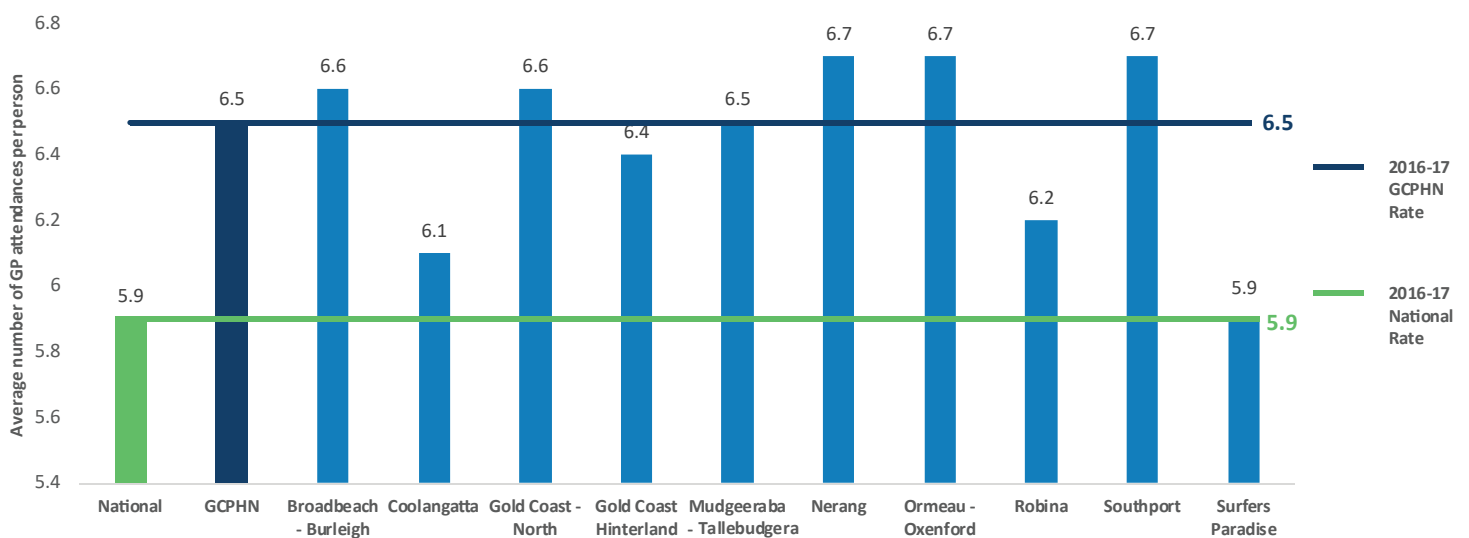
Commentary: General practitioners in the 16-34 age cohort maintain their position of being the least represented. Numbers of general practitioners have further declined in the age group 45-54 in the Gold Coast PHN region since 2013.



General practice access

Client general practice attendances in the Gold Coast PHN region

Average number of GP attendances per person, age - standardised by SA3, GCPHN region and National, 2016-17

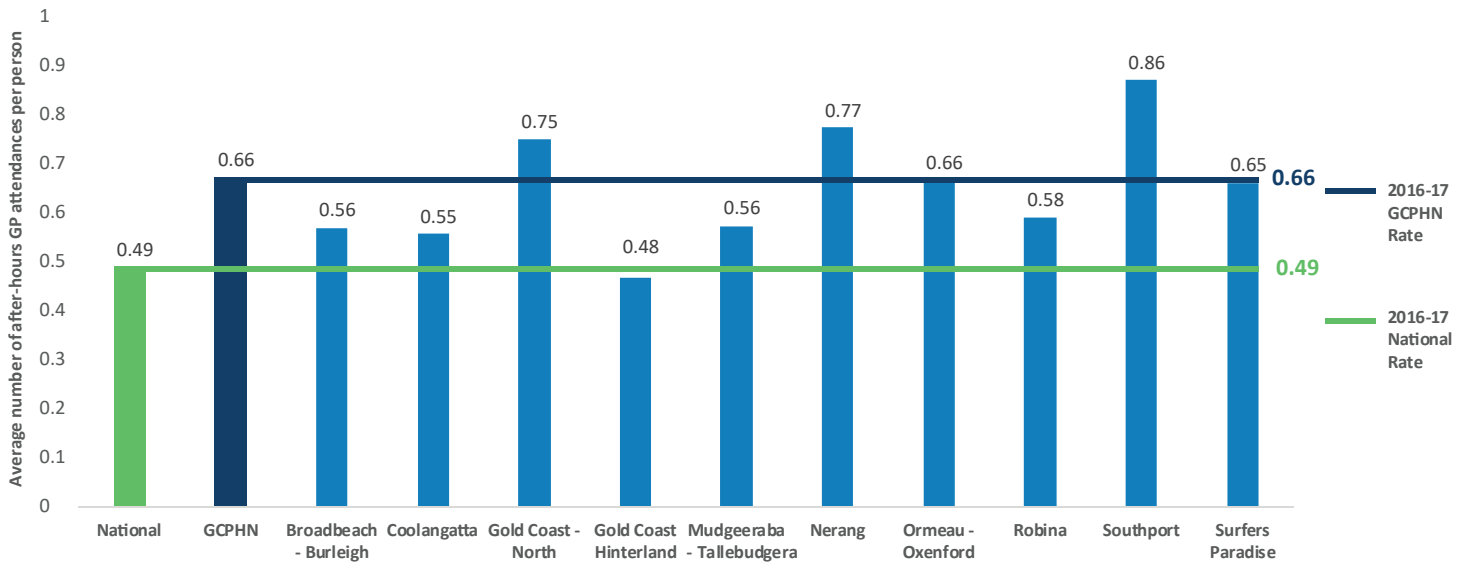


Source: <http://www.myhealthycommunities.gov.au/primary-health-network/phn303#explore-results>

Commentary: All GCPHN regions were equal to or above the National rate of 5.9 general practice attendances per person with an average of 6.5 across the SA3 regions. Surfers Paradise had the lowest rate of 5.9 within the Gold Coast SA3 level, whilst Southport, Ormeau-Oxenford and Nerang had the highest rate of 6.7 in 2016-17.

Client general practice after-hours attendances in the Gold Coast PHN region

Average number of after - hours GP attendances per person by SA3, GCPHN region and National, 2014-15

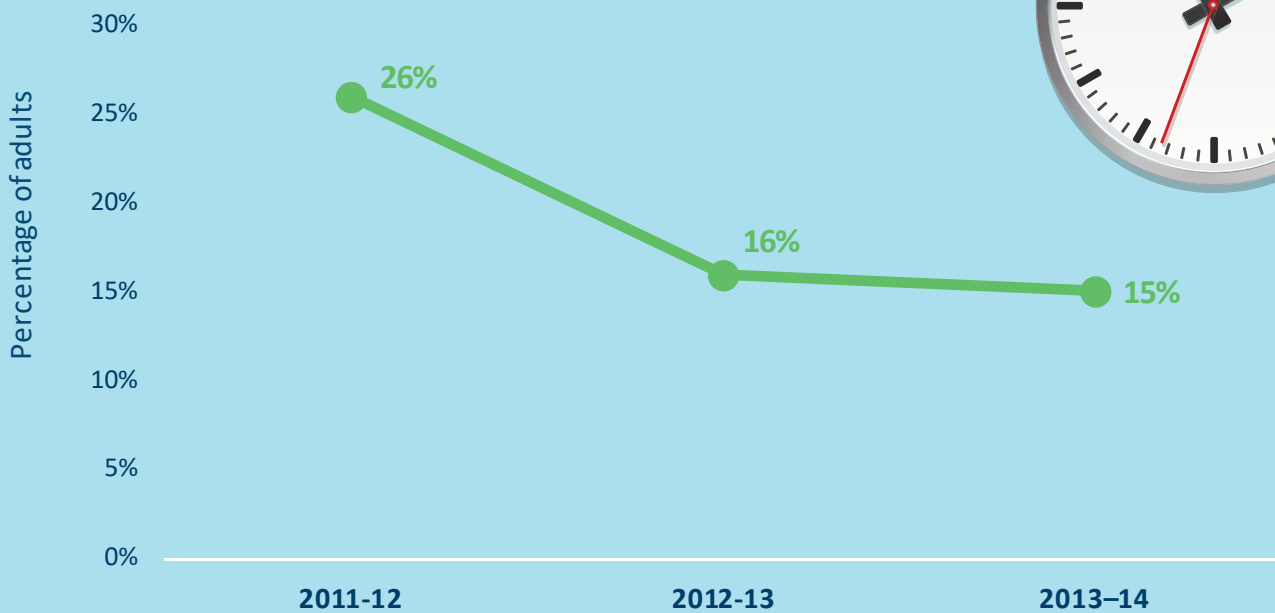


Source: https://www.myhealthycommunities.gov.au/primary-health-network/phn303#_

Commentary: All GCPHN SA3 regions, except Gold Coast Hinterland were all well above National rate of 0.49 GP attendances per person. On the SA3 level, Gold Coast Hinterland had a lower rate of 0.48 whilst Southport experienced the highest rate of 0.86 attendances per person in 2016-17.

General practice clients in the Gold Coast PHN region

Percentage of adults who felt they waited longer than acceptable to get an appointment with a general practitioner, GCPHN region between 2011-2014



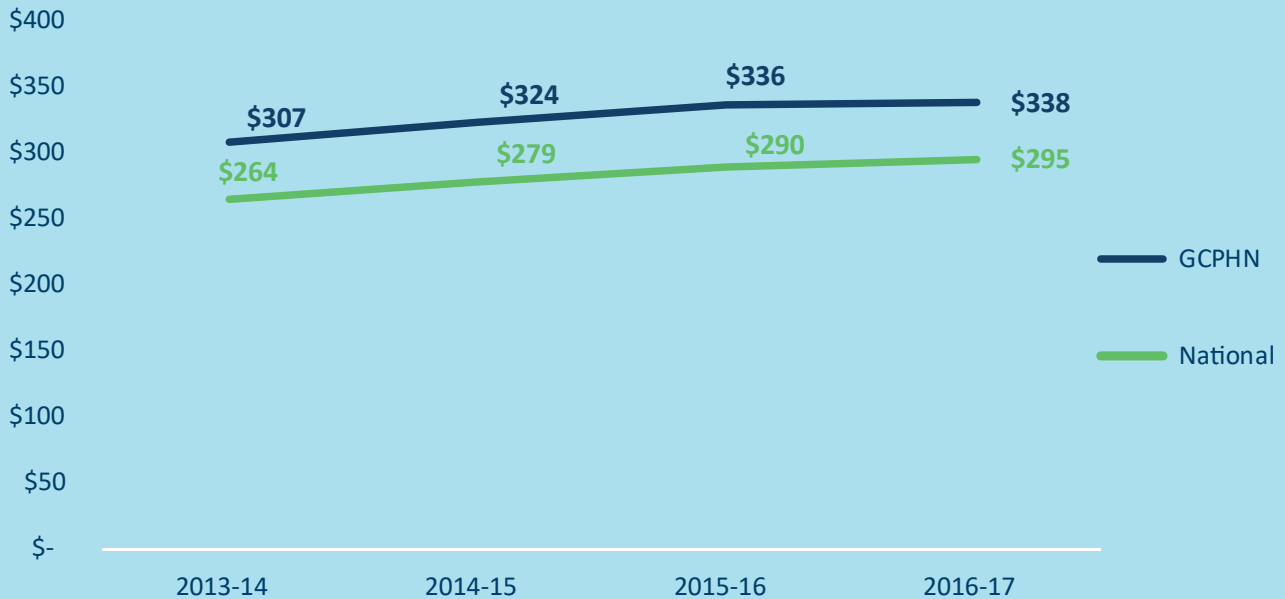
Source: https://www.myhealthycommunities.gov.au/primary-health-network/phn303#_

Commentary: There was a decrease of 11% from 2011 to 2014 for adults in the Gold Coast PHN region who felt they waited longer than acceptable to get an appointment with their general practitioner.

General practice costs

Average MBS expenditure in the Gold Coast PHN region compared to National rates

Average Medicare benefits expenditure on GP attendances per person, age standardised by GCPHN region and National, 2010-2017

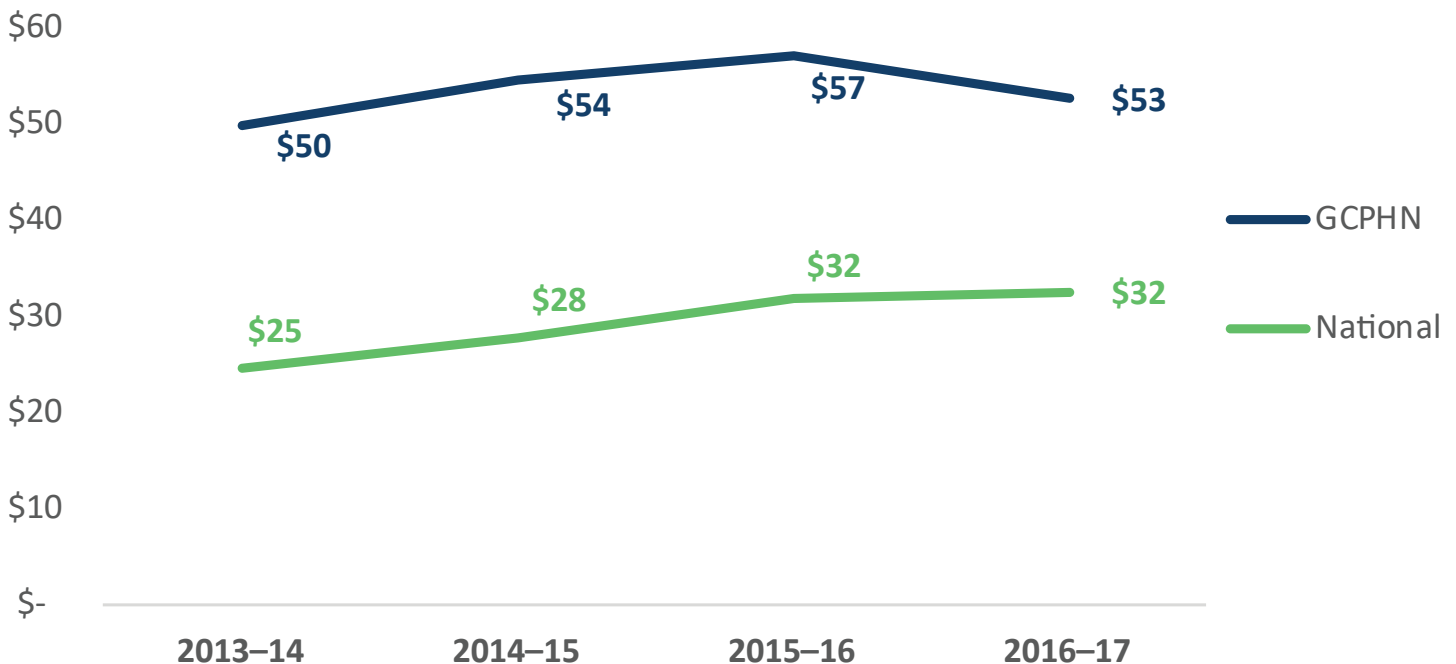


Source: <http://www.myhealthycommunities.gov.au/national/mbs0007>

Commentary: The Gold Coast PHN region experienced a higher amount of expenditure per person.

After-hours average MBS expenditure GP attendances in the Gold Coast PHN region compared to National rates

Average Medicare benefits expenditure on after-hours GP attendances per person, age standardised by GCPHN region and National, 2010-17

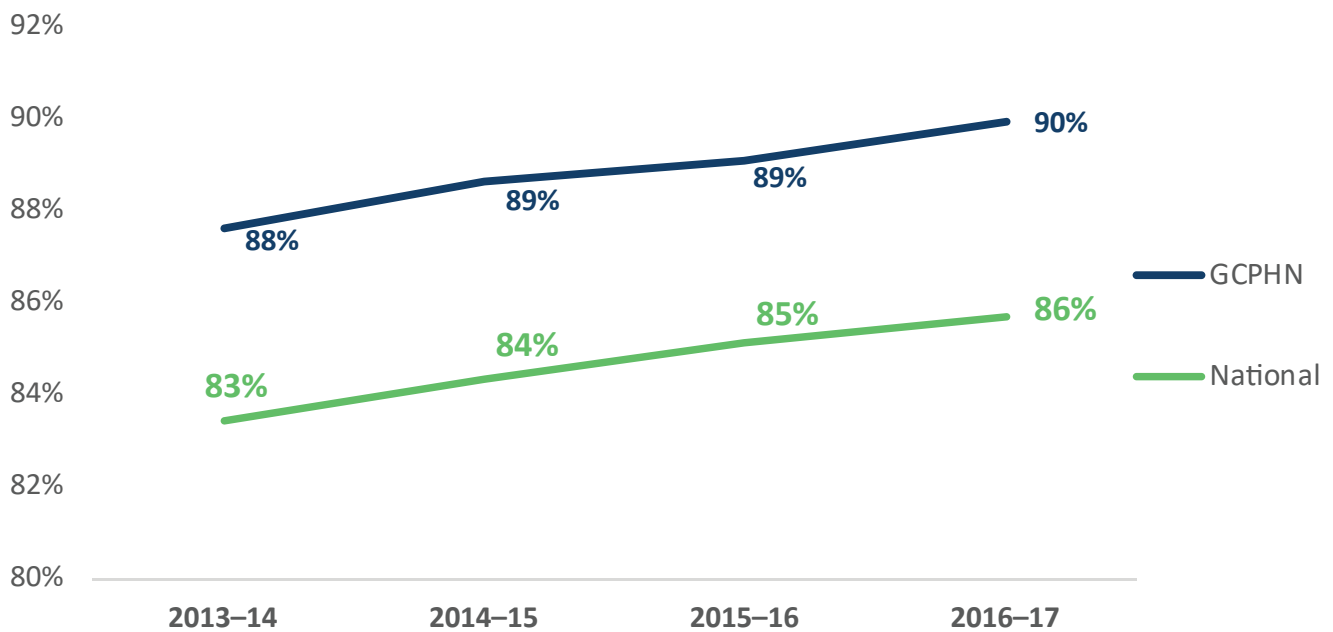


Source: <http://www.myhealthycommunities.gov.au/national/mbs0017>

Commentary: The Gold Coast PHN had a significantly higher rate than National MBS expenditure on after-hours general practitioner attendances per person and continues to track close to double the National average.

General practice bulk-billing in the Gold Coast PHN region compared to National rates

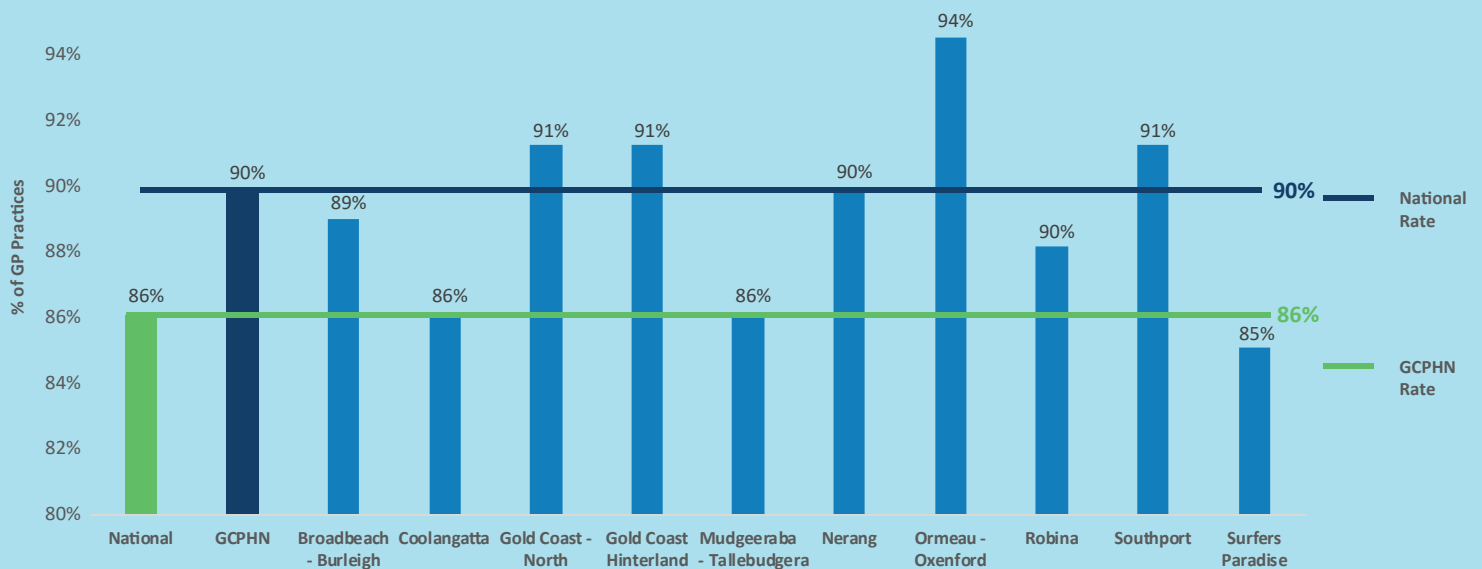
Percentage of GP attendances bulk-billed by GCPHN region and National, 2013-2017



Source: <http://www.myhealthycommunities.gov.au/national/mbs0011#indicator-year-bulk-billed-gp-attendances-2014-15>

Commentary: Bulk billing in the Gold Coast PHN region has increased in line with national averages over the 2013-17 period.

General practice bulk-billing in the Gold Coast PHN SA3 region compared to National rates

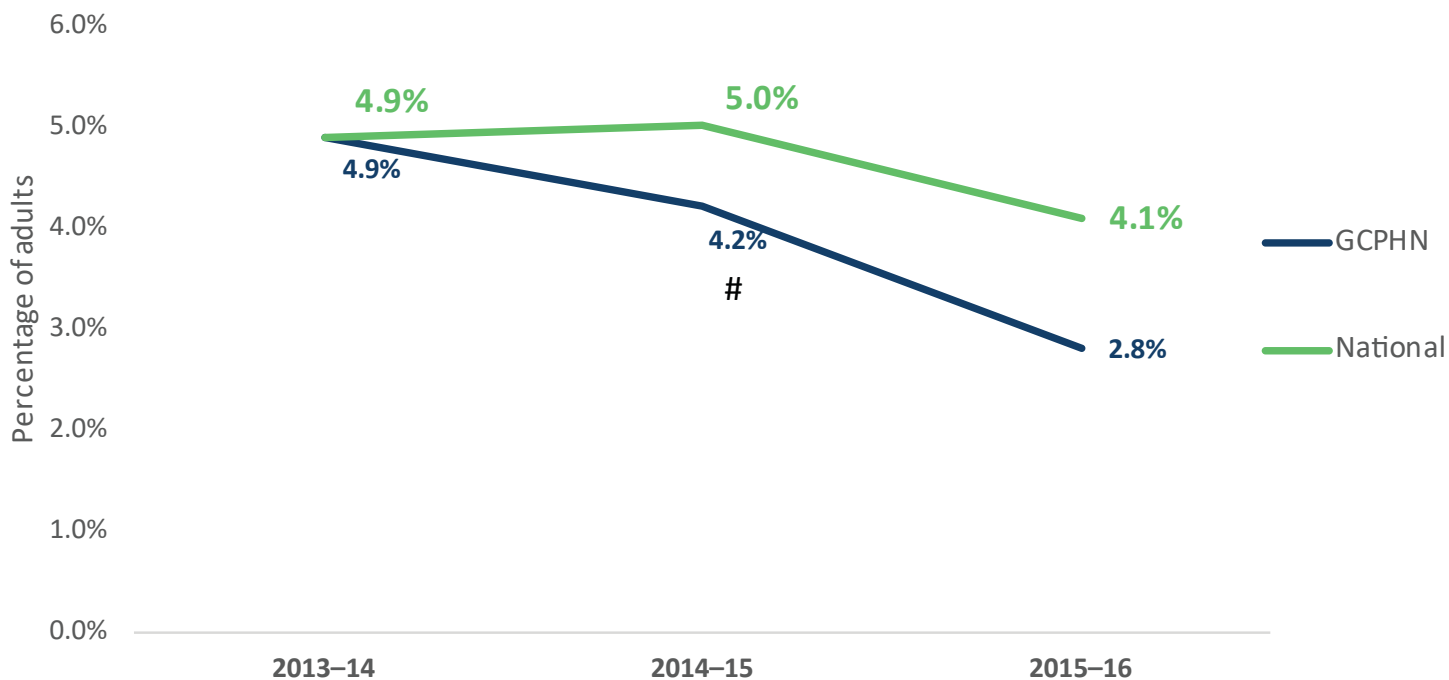


Source: <http://www.myhealthycommunities.gov.au/national/mbs0011#indicator-year-bulk-billed-gp-attendances-2016-17>

Commentary: All GCPHN SA3 regions, except Surfers Paradise were equal to or above National bulk billing rate of 86%.

Delayed general practice attendances in the Gold Coast PHN region

Percentage of adults who did not see or delayed seeing a GP due to cost in the preceding 12 months by GCPHN region and National, 2013-16



Source: <http://myhealthycommunities.gov.au/national>

Commentary: Rates of patients who delayed seeing a general practitioner have decreased by 8% since 2010-11 within the Gold Coast PHN region. # Estimate has a relative standard error of 25% to 50% and should be used with caution.



General practice electronic data reporting and digital health capability

- **160 general practices in the Gold Coast PHN region were registered and able to upload Shared Health Summaries** as at 30th March 2018. This equates to around 85% of general practices.

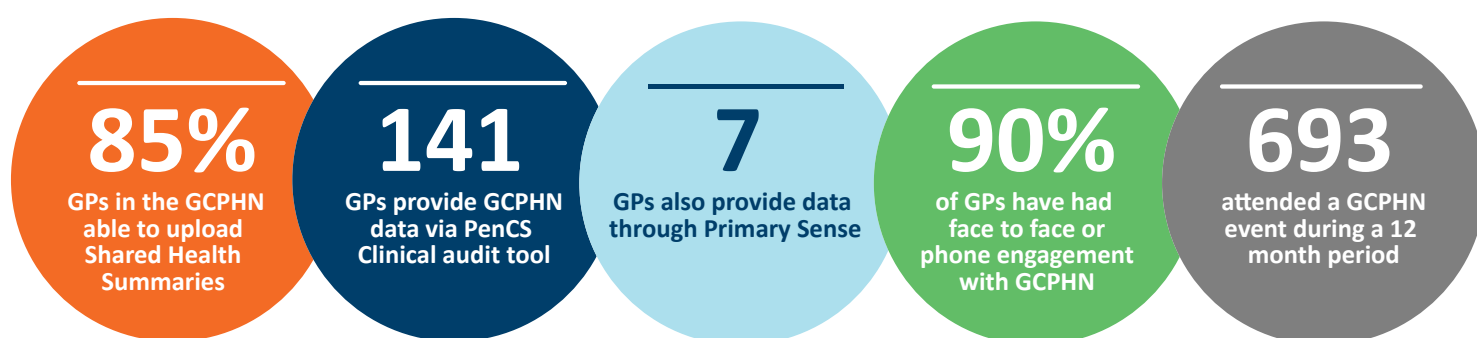
Source: Department of Health, provided to GCPHN monthly

- **141 general practices provide data via PenCS Clinical audit tool** to Gold Coast PHN and all of them have a formally signed data exchange agreement. This includes:
 - **45 general practices receiving quarterly quality improvement (QI) feedback** through facilitated QI feedback reports focused on improved prevention and management of chronic disease.
 - **137 general practices receive generic pre-selected quarterly reports** such as diabetes, accreditation or a benchmark report outlining improvements the practice has made over a 12-month period.
- **7 general practices also provide data through Primary Sense** (a Gold Coast PHN proof of concept population health management tool). From July 2018 the Gold Coast PHN will provide regular QI feedback from the Primary Sense tool to all general practices that are connected to Primary Sense.

GCPHN interaction with General Practice

- **177 (90%) of general practices have had a face to face or phone engagement with GCPHN** during the 12 months from April 2017 to March 2018
- **693 staff from Gold Coast general practices attended 148 GCPHN events** during the 12 months from April 2017 to March 2018.

Source: GCPHN Client Relationship Management System



Bibliography

Australian government, Department of Health, provided to GOLD COAST PHN monthly
GCPHN Client Relationship Management System
<http://hwd.health.gov.au/datatool.html>
[http://data.hwa.gov.au/Health workforce data tool](http://data.hwa.gov.au/Health%20workforce%20data%20tool)
<https://www.myhealthycommunities.gov.au/primary-health-network/phn303>

Gold Coast Primary Health Network

Primary Care Gold Coast (ABN 47152953092), trading as the Gold Coast Primary Health Network.

Level 1, 14 Edgewater Court, Robina 4226 | PO Box 3576 Robina Town Centre QLD 4230

P: 07 5635 2455 | F: 07 5635 2466 | E: info@gcphn.com.au | www.healthygc.com.au

“Building one world class health system for the Gold Coast.”

Gold Coast Primary Health Network gratefully acknowledges the financial and other support from the Australian Government Department of Health.



Australian Government

phn
GOLD COAST

An Australian Government Initiative